

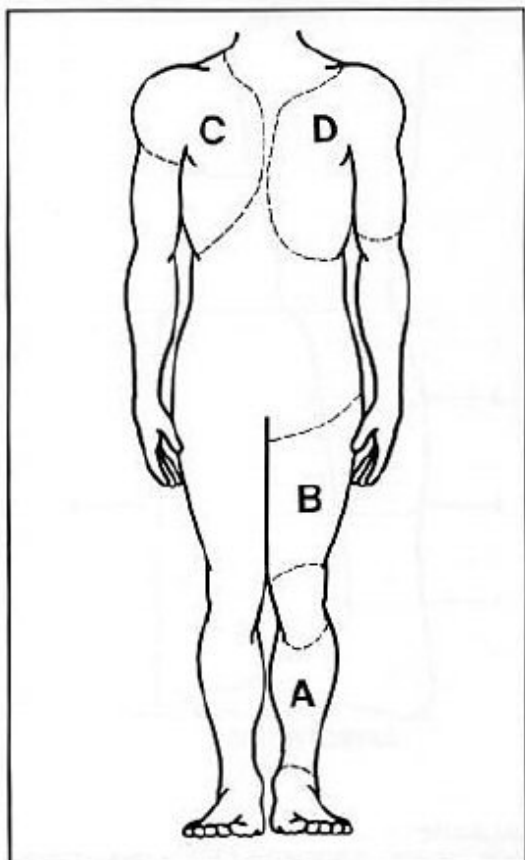


REALASTIC® ANATOMICAL RESTORATIONS

Prosthetic restorations are available for leg, thigh, breast, shoulder disarticulations, and scoliosis applications. Utilizing the lost wax method of manufacturing, REALASTIC® artisans sculpt a custom replica of the sound side over a cast of the affected side relying on the measurements that you provide.*

- ▷ All restorations are manufactured from a soft, breathable latex foam for maximum cosmetic appearance
- ▷ Lightweight foam is an ideal material to replace mass tissue losses of the thigh, leg, gluteal, torso, or shoulder
- ▷ Hand washable foam provides long service life

The Anatomical Leg Restoration (shown at left) provides passive prosthetic care of the lower leg. Patients with atrophied calves due to neuromuscular impairment, soft tissue loss due to biopsy, or traumatic injury now have a solution to their prosthetic needs. Thin margins at the distal and proximal edges blend smoothly with the patient's existing contours. When worn under opaque hosiery,** margins are easily masked for an improved cosmetic appearance. Soft foam construction also protects delicate and/or sensitive areas.



To order an Anatomical Restoration:

Please look at the diagram at the left and choose a prosthesis to match your patient's need.

A and/or B Anatomical Leg Restoration, Product #900000.

1. Supply a cast of the sound and affected side.
2. Complete the measurement chart below.
3. Circumference of humeral section if desired.
4. For breast prosthesis include sound side in cast. Breast should be cast with bra worn.
5. Identify the acromion, spinous process (or center line) and manubrium.

*With very few exceptions most Anatomical Restorations will require a cast of the sound and affected side. Occasionally due to the difficulty of the prosthesis, it may be requested or required to supply the prosthetist with a wxz trial model.

**All Anatomical Restorations are supplied in a light beige color. A zipper may be required to allow proper placement and suspension. Hosiery is not supplied.



REALASTIC® ANATOMICAL RESTORATIONS

1704 Mathis Road · Greenwood, SC 29649

Patient's Identification _____
 Age _____ Sex _____ Weight _____ Height _____ Side **L** _____ **R** _____
 Customer _____ P.O. No. _____
 Address _____ Account No. _____
 City, State, Zip _____ Phone No. _____

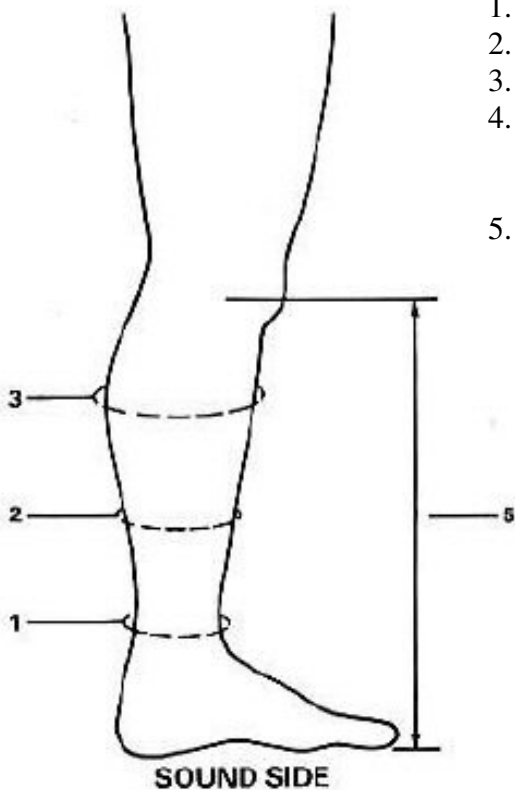
Important DATA

1. **Zipper** Yes No
2. **Achilles Tendon** Yes No
3. **Outline Peripheral Edges of Prosthesis** – knee and ankle cannot be covered
4. **White Tips** Yes No
5. **Casts (Negative) of Both Legs** taken with patient standing, and cast to be 4 inches above knee, down to base of heel. Weight should be distributed evenly on each leg.

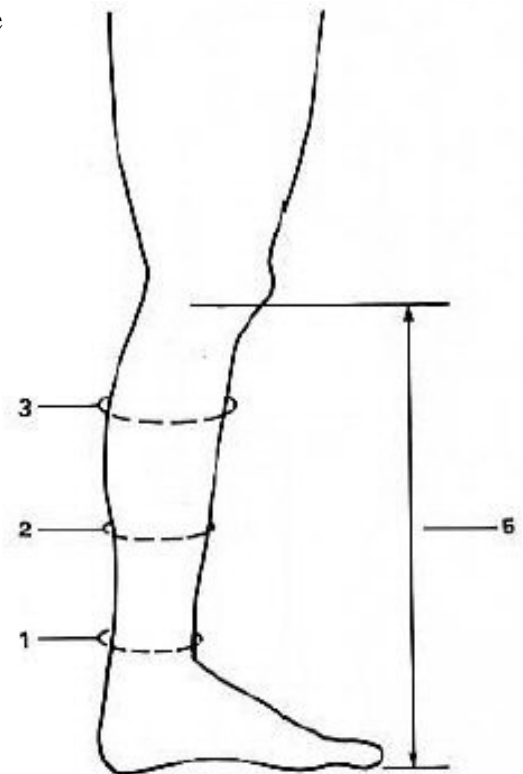
Special Instructions: _____

REMEMBER: We cannot see the patient; this information is the only means we have to know what they need. Please be as thorough and accurate as possible with all of your information. We are not responsible for any incorrect information given on these charts. Also, check your casts for accuracy, we use them to match and fit the prostheses.

1. Smallest circumference at ankle
2. Halfway point
3. Greatest calf circumference
4. As a rule, zippers are placed on medial side if not specified by customer
5. Floor to knee center



SOUND SIDE



AFFECTED SIDE